




# CECAS – DAILY USERS

**6/7/2017 Webinar**


# WELCOME TO THE WEBINAR!

- ▶ Webinar instructions
- ▶ Meeting presentation will be posted on the CECAS Communication site  
<http://www.nccecas.org/downloads/downloads.html>
- ▶ PowerPoint can be downloaded during this presentation from the 'Handouts' tab of GoToWebinar

# AGENDA

- ▶ Introduction
  - ▶ Indicator 7 Count
  - ▶ CECAS Training Opportunities
  - ▶ CECAS/PowerSchool Integration
  - ▶ CECAS Data in PowerSchool
  - ▶ PowerSchool End-of-Year (EOY) 2016-2017
  - ▶ Duplicate Student Resolution
  - ▶ PowerSchool 10 Release
  - ▶ ECATS Update
  - ▶ Next Webinar Suggestions & Questions
- 

# INDICATOR 7 COUNT


- ▶ Indicator 7 Count opens August 1 and closes August 15
  - ▶ Please be sure to enter Exit COSFs for students who had at least 6 months of service and are completing Pre-K services this school year
  - ▶ Include all Pre-K students who are eligible to begin kindergarten in 2017
- 

# CECAS TRAINING OPPORTUNITIES


- ▶ Training Sessions for Second Quarter of 2017:
  - Preparing for Indicator 7/COSF Child Count: June 8, 10-11 am
- ▶ Register for CECAS training at <http://www.nccecas.org/training/scheduledtraining.html>




# CECAS/POWERSCHOOL INTEGRATION

- ▶ CECAS – authoritative source for exceptional children data
  - ▶ PowerSchool – authoritative source for student demographic data
  - ▶ Students must be in PowerSchool in order to create a record in CECAS
- 

# HOW TO ADD A RECORD TO CECAS

- ▶ First perform Statewide Search in CECAS to confirm student record is not already in CECAS
  - ▶ After confirming that the student does not have a record in CECAS, search PowerSchool for student
    - If student is not in PowerSchool, create record in PowerSchool
    - If student is in PowerSchool, go to EC Data Screen
- 

# SEND POWERSCHOOL INFO TO CECAS

- ▶ On the PowerSchool EC Data Screen, click 'Yes' to Send Demographics to EC
  - ▶ Search CECAS again to find new record
  - ▶ New record is usually created in CECAS within a short time, but may take up to 24 hours during periods of high activity
- 



- Quick Lookup
- Print A Report
- Switch Student
- ← List (1) →

# PowerSchool

Start Page > Student Selection > EC Data

## EC Data

Demonstration, CECAS 9 10054 AHS

Send Demographics to EC

Yes ▾



Primary Disability

Secondary Disability

Plan Type

Environmental Setting

Program/Services Begin Date

Program/Services End Date

Exit Date

Exit Reason

Test and Accommodations

### Information

- Access Accounts
- Addresses
- Custom Screens
- Demographics
- Emergency/Medical
- Family
- Health
- Modify Info
- Other Information
- Student Email
- Parents
- Photo
- State/Province - NC
- Transportation
- AIG Program
- CRDC
- Awards
- Accommodations
- Contacts
- EC Data

# Child Search

Search

Search By:

- Local ID#
- UID#
- Partial Information
- State Wide Search
- EC Form Search
- NCStudent ID#

**Last Name**

Demonstration

**First Name**

CECAS

Middle Name

**Date Of Birth**

4/24/1994

**--Gender--**

M  F

City Of Birth

SSN

First DTP/DTaP

Birth Order

▼

Go to... ▼

New

Adv Admin

Family

Infant Toddler Prg

Special Ed


EC Forms

Plans

Select	90Day	Score	UID #	NCStudent ID #	LocalID #	Name	Birth Date	Gender	Eth	Race	Status
<input checked="" type="radio"/>	<input checked="" type="radio"/>	100	<a href="#">E65XYP0D3C</a>	10054	10054	Demonstration, CECAS	4/24/1994	F	N	AM7	Pending



# CECAS DATA IN POWERSCHOOL

- ▶ Be sure the 'Yes' is selected on the EC Data screen
  - ▶ Be sure the NCStudent ID# is the same as the PowerSchool ID#
  - ▶ Only students who are in active or exited status in CECAS will have data on the EC Data screen in PowerSchool
- 

- Quick Lookup
- Print A Report
- Switch Student
- ← List (1) →

### Information

- Access Accounts
- Addresses
- Custom Screens
- Demographics
- Emergency/Medical
- Family
- Health
- Modify Info
- Other Information
- Student Email
- Parents
- Photo
- State/Province - NC
- Transportation
- AIG Program
- CRDC
- Awards
- Accommodations
- Contacts
- EC Data

# PowerSchool

Start Page > Student Selection > EC Data

## EC Data


Demonstration, CECAS 9 10054 AHS

Send Demographics to EC	Yes ▾
Primary Disability	<b>AU</b> ←
Secondary Disability	
Plan Type	<b>IEP</b> ←
Environmental Setting	<b>RECP2</b> ←
Program/Services Begin Date	<b>04/28/2013</b> ←
Program/Services End Date	<b>04/27/2014</b> ←
Exit Date	
Exit Reason	
Test and Accommodations	


# CECAS DATA IN POWERSCHOOL

- ▶ Students pre-registered for the next school year do not transfer from PowerSchool to CECAS
  - If the student record needs to be in CECAS now, enroll the student in the CECAS school in the current school year, then select 'Yes' for the record to be sent to CECAS
  - If the student record does not need to be added to CECAS now, wait until after EOY to enroll the student in the school they will be attending, using a future date

# CECAS DATA IN POWERSCHOOL

- ▶ Currently, data is following normally between PowerSchool and CECAS
  - ▶ Syncs will be scheduled after EOY
- 

# POWERSCHOOL EOY PROCESS 2016-2017


- ▶ PowerSchool brought down June 30<sup>th</sup> 5 pm
  - ▶ PowerSchool returns to service no later than July 6, 5 am
  - ▶ CECAS will not be down during this time
  - ▶ New students can not be added to CECAS while PowerSchool is down
  - ▶ [End of Year User Guide](#)
- 
- A decorative graphic consisting of several parallel white lines of varying lengths, slanted diagonally from the bottom right towards the top right, set against the blue background.

# DUPLICATE STUDENT RESOLUTION

- ▶ NCDPI PowerSchool staff working with LEAs and charter school data managers regarding which duplicate records to keep and which to remove
- ▶ NCDPI PowerSchool staff to deliver a list of duplicate sets to each affected LEA and charter school soon with LEA and charter feedback to be received by mid-June
- ▶ NCDPI PowerSchool staff will move student data to the appropriate record in PowerSchool. PowerSchool will run a script to archive duplicate student records. NCDPI PowerSchool staff will automatically retire applicable duplicate records in the Student UID system.
- ▶ Please contact Jordan Kincaid at [jordan.kincaid@dpi.nc.gov](mailto:jordan.kincaid@dpi.nc.gov) with any questions



# POWERSCHOOL 10 RELEASE

- ▶ PowerSchool 10 will be deployed into all NC PowerSchool instances the weekend of July 14, 2017
  - ▶ For details about this upgrade, refer to the [PowerSchool 10 Release Notes](#) located on the NC SIS website
- 

# Exceptional Children Accountability Tracking System (ECATS)

Special  
Education



Medicaid



MTSS



Advanced  
Reporting



ECATS

# ECATS MILESTONES

Requirements  
Verification

Custom  
Requirements

Pilot

Data  
Migration

LEA/charter  
Training

Go Live!  
Special Ed  
Medicaid

# NEXT WEBINAR

- ▶ Next Webinar: August 2, 2017
  - ▶ *Your suggestions for items...*
- 

# QUESTIONS?

▶ Please submit your questions and/or comments now via the Questions pane

▶ *Let's Keep in Touch...*

- Regional Trainers:

  - <http://www.nccecas.org/contacts/index.html>

- Phone support: 1-919-807-HELP (4357) Press option 3, then option 1

- Web portal: <https://nc-myit.us.onbmc.com>

- ECATS website: <http://www.ncpublicschools.org/ecats/>

- ECATS email: [ECATS.Info@dpi.nc.gov](mailto:ECATS.Info@dpi.nc.gov)

- GovDelivery:

  - [https://public.govdelivery.com/accounts/NCSBE/subscriber/new\\_id=NCSBE\\_114](https://public.govdelivery.com/accounts/NCSBE/subscriber/new_id=NCSBE_114)

- Twitter: @NCECDivision