



Public Schools of North Carolina
State Board of Education | Department of Public Instruction


CECAS – DAILY USERS

2/1/2017 Webinar

WELCOME TO THE WEBINAR!

- ▶ Webinar instructions
- ▶ Meeting presentation will be posted on the CECAS Communication site
<http://www.nccecas.org/downloads/downloads.html>
- ▶ PowerPoint can be downloaded during this presentation from the 'Handouts' tab of GoToWebinar

AGENDA

- ▶ Introduction
 - ▶ Training Opportunities
 - ▶ Reminders
 - ▶ Review of PowerSchool – CECAS Integration
 - ▶ Next Webinar
 - ▶ Questions
- 


TRAINING OPPORTUNITIES

- ▶ Training Sessions for First Quarter of 2017:
 - ▶ Out of State Transfers: February 16, 1-2 pm
 - ▶ Forms III (DEC4): February 23, 1-3 pm
 - ▶ April Child Count: March 14, 10-11 am
 - ▶ EC Grants: March 30, 10am-12pm
- ▶ Register for CECAS training at <http://www.nccecas.org/training/scheduledtraining.html>


REMINDERS

- ▶ PRC29 Mid-Year SIF data due February 15
 - ▶ April Child Count opens April 3 and closes April 21
 - April 2017 Test Count is available and will be deleted March 31
- 


CECAS - POWERSCHOOL INTEGRATION

- ▶ CECAS – authoritative source for exceptional children data
 - ▶ PowerSchool – authoritative source for student demographic data
 - ▶ Students must be in PowerSchool in order to create a record in CECAS
- 

HOW TO ADD A RECORD TO CECAS

- ▶ First perform Statewide Search in CECAS to confirm student record is not already in CECAS
 - ▶ After confirming that the student does not have a record in CECAS, search PowerSchool for student
 - If student is not in PowerSchool, create record in PowerSchool
 - If student is in PowerSchool, go to EC Data Screen
- 
- A decorative graphic consisting of several parallel white lines of varying lengths, slanted diagonally from the bottom right towards the top right, located in the lower right quadrant of the slide.

SEND THE POWERSCHOOL INFO TO CECAS

- ▶ On the PowerSchool EC Data Screen, click Yes to Send Demographics to EC
 - ▶ Search CECAS again to find new record
 - ▶ New record is usually created in CECAS within a short time, but may take up to 24 hours during periods of high activity
- 

- Quick Lookup
- Print A Report
- Switch Student
- ← List (1) →

PowerSchool

Start Page > Student Selection > EC Data

EC Data

Demonstration, CECAS 9 10054 AHS

Send Demographics to EC

Yes ▾



Primary Disability

Secondary Disability

Plan Type

Environmental Setting

Program/Services Begin Date

Program/Services End Date

Exit Date

Exit Reason

Test and Accommodations

Information

- Access Accounts
- Addresses
- Custom Screens
- Demographics
- Emergency/Medical
- Family
- Health
- Modify Info
- Other Information
- Student Email
- Parents
- Photo
- State/Province - NC
- Transportation
- AIG Program
- CRDC
- Awards
- Accommodations
- Contacts
- EC Data

Child Search

Search

Search By:

- Local ID#
- UID#
- Partial Information
- State Wide Search
- EC Form Search
- NCStudent ID#


Last Name Demonstration	First Name CECAS	Middle Name 	Date Of Birth 4/24/1994	--Gender-- <input type="radio"/> M <input checked="" type="radio"/> F
City Of Birth 	SSN 		First DTP/DTaP 	Birth Order ▼

Go to... ▼

- New
- Adv Admin
- Family
- Infant Toddler Prg
- Special Ed
- EC Forms
- Plans

Select	90Day	Score	UID #	NCStudent ID #	LocalID #	Name	Birth Date	Gender	Eth	Race	Status
<input checked="" type="radio"/>		100	E65XYP0D3C	10054	10054	Demonstration, CECAS	4/24/1994	F	N	AM7	Pending

CECAS DATA IN POWERSCHOOL

- ▶ Be sure the Yes is selected on the EC Data screen
 - ▶ Be sure the NCStudent ID# is the same as the PowerSchool ID#
 - ▶ Only students who are in active or exited status in CECAS will have data on the EC Data screen in PowerSchool
- 

- Quick Lookup
- Print A Report
- Switch Student
- ← List (1) →

Information

- Access Accounts
- Addresses
- Custom Screens
- Demographics
- Emergency/Medical
- Family
- Health
- Modify Info
- Other Information
- Student Email
- Parents
- Photo
- State/Province - NC
- Transportation
- AIG Program
- CRDC
- Awards
- Accommodations
- Contacts
- EC Data

PowerSchool

Start Page > Student Selection > EC Data

EC Data

Demonstration, CECAS 9 10054 AHS

Send Demographics to EC	Yes ▾
Primary Disability	AU ←
Secondary Disability	
Plan Type	IEP ←
Environmental Setting	RECP2 ←
Program/Services Begin Date	04/28/2013 ←
Program/Services End Date	04/27/2014 ←
Exit Date	
Exit Reason	
Test and Accommodations	

NEXT WEBINAR

- ▶ Next Webinar: April 5, 2017
 - ▶ *Your suggestions for items...*
- 

QUESTIONS?

